

Practical information for parents of group 1 & 2



LEARN and LIVE!
Together at the Ganzebloem

School year 2023/2024

Welcome

Welcome to the nursery groups of Nutsbasisschool De Ganzebloem

With this booklet we would like to inform you in detail regarding the daily routine of the kindergarten groups at our school. It concerns practical tips and a number of agreements that we will explain.

In the school year 2020/2021 there are 3 groups 1/2.

For more detailed information about our school we refer you to the “schoolgids” and the agenda in Social Schools, our parent communication app. You will also find the same information on our school website: www.deganzebloem.nl

Teachers of groups 1/2

Content

Our mission and vision	4
Our Pedagogical climate - Fides	5
General information	6
AVG - privacy	6
Bringing and collecting	6
Important forms	7
Availability teachers	7
Communication via Social Schools	7
Parents' meetings	7
Parent meetings practical	7
Bicycles and scooters.	8
Head lice	8
Holiday schedule and important dates.	8
Participation council and parent council.	8
Parking	8
Safety around school	9
Come and watch (KEK)	9
Reporting sick or absent	9
Group 1/2	9
Teachers group 1/2	9
A healthy snack - the fruit break	10
Teachersday	10
School clothing	10
“Kring” (sitting in a circle)	10
Learning to read	10
Lunch	11
Keeping your non-compulsory child at home for a day	11
Parent help	11
Exercise and gym	11
The start - getting acquainted	11
Kick-off interview	11
Subject teacher	11
Birthdays	11
WC	12
And finally...	12

Our mission and vision

Mission

De Ganzebloem is a dynamic school in the heart of the Genoenhuis district in Geldrop. We are part of Stichting Nutsscholen Geldrop, responsible for the education of 4-13 year-olds, working closely with in-house child care and pre-school facilities. As expert and skilled professionals, we take care of your child's growth, in the broadest sense of the word.

The team of De Ganzebloem believes that offering safety, fun, and stimulating involvement lays the basis for a good education. We find it important that everyone at our school starts and ends the day with a smile. This shows that we enjoy learning together. This is a prerequisite to bringing out the children's qualities and reaching their fullest potential. In addition, transparent communication is of paramount importance to us.

Vision

The children at De Ganzebloem are encouraged to grow in their strengths and weaknesses. Through shared responsibility (child, teacher and parents) we realise this growth together and promote the self-reliance of children. In addition, we stimulate children's creativity, discovery skills and different ways of learning. Promoting the principle that children should develop into dedicated, responsible, adventurous and self-reliant individuals, our schoolwork is based on the following four core values: *Mastery, Individuality, Resourcefulness and Decisiveness.*





Mastery: knowing what I am good at, what I still need to develop, and I am proud of that	
<p><i>Teacher</i> The teachers are skilled and knowledgeable. They have consciously chosen for this profession and do their utmost for their pupils. Teachers reflect on their actions and engage in personal development.</p>	<p><i>Apprentice</i> Every pupil is a 'master' of something. The pupil discovers for himself what this is and is encouraged to develop it further.</p>
Individuality: I am allowed to be myself and that is 100% okay.	
<p><i>Teacher</i> The teachers have their own talents, which are put to good use. Everyone is allowed to exercise the shared vision in his/her own way.</p>	<p><i>Apprentice</i> The pupil is allowed to be himself and to develop into the person he wants to be and can be.</p>
Resourceful: Through my curiosity, I have discovered what works for me.	
<p><i>Teacher</i> The teachers are resourceful. This means that they are creative and ambitious in their thinking, acting and learning and they communicate this to their pupils. In addition, they are aware of recent developments in education and, where appropriate, integrate these into their teaching.</p>	<p><i>Apprentice</i> Pupils develop through adventure. It is a process of discovery. Pupils are also encouraged to be creative in their thinking, acting and learning.</p>




Decisiveness: I persevere and am responsible.	
<p><i>Teacher</i> Teachers have a healthy dose of perseverance. They are decisive, act responsibly and keep their promises. They stand up for their principles and set a good example in their work.</p>	<p><i>Apprentice</i> The pupils are given responsibilities that are appropriate to their age. They learn that they are responsible for their learning and behaviour, for others and for each other.</p>

Our Pedagogical climate - Fides

The school's policy is aimed at offering children, parents and teachers safety and security. Mutual respect and trust are the starting points.

In 2019 we started implementing the Fides methodology. Fides means trust. Trust in yourself, as a child, as a youngster or as an adult. The Fides methodology provides insight into yourself and your environment through practical and visible ways. You learn to control yourself through social skills. To help visualise the process, we use common 'symbols'.

	<p>100% "I am happy the way I am". Here we look together for areas of even greater acceptance and growth.</p>
	<p>BALLOON We use the balloon to explain what self-confidence is, and to show and teach the importance of a positive attitude and appearance. We also use it to play out different ways of reacting to situations. There is a 0-balloon, a 1-balloon and a 10-balloon.</p>
	<p>OJEE-OKEE (OH NO-OKAY) Our behaviour is very much determined by what we think. But what do we think and why do we think this way? Are we thinking healthily? With the "oh no-okay" technique, we demonstrate how you can obtain a more positive attitude towards yourself and others.</p>
	<p>DOMINO The domino symbolises follow-my-leader behaviour and thus provides insight into group processes. With sufficient courage and self-confidence, it becomes easier to go against the flow, and to "step out".</p>

	<p>SLEUTELBOS</p> <p>A problem can be seen as a closed door. If you have a bunch of keys and you don't know which one is the right one, all you have to do is keep trying until you find the right one. There is one "big key": I believe in myself.</p>
	<p>MATROESJKA</p> <p>We all go through difficult and painful situations in our lives. Some things touch us very deeply. But what events should touch us deeply, and what events should affect us less? How can we learn from both experiences?</p>
	<p>RUGZAK (BACKPACK)</p> <p>The backpack is used to show children that their own behaviour and that of others comes from somewhere. It teaches you to look at yourself and others. In other words: you learn what you can look for in yourself, what your part/role is and what you can leave with others, where you do not have a direct part/role. You learn to empty your backpack.</p>

General information

AVG - privacy

In the Social School app, you are asked to indicate your permission for what and where you allow us to share information and pictures about/from your child.

Please update this information annually.

Bringing and collecting

The children are brought to the entrance of the square by their parents. The teachers will be waiting for them and will walk in independently. This is possible from 8.20 am. Parents with new children can bring their child to the classroom for the first two weeks.

For the first few days after the summer holidays it may be necessary for you as a parent to accompany the children.

Arriving on time is best for both child and teacher. All children should be inside for the start of the lessons, which begin at 8.30 a.m.

Each school day is from 8.30 a.m. to 2 p.m.

When the day is over, the teacher first sends the children to the relevant BSO. Then the teacher takes the other children outside. Parents pick up their children in the schoolyard, at a distance from the door, so that there is an overview.

When someone else picks up your child, or if your child occasionally goes to the BSO, please let us know in time (before 8.20) via the Social Schools app.

The children are not allowed to leave the schoolyard without the teacher's permission.

Important forms

At the start of the school year, you will receive two important forms.

1. Emergency Number List. Please fill in and return this form as soon as possible, so that teachers have the (up-to-date) numbers to hand in case of an emergency.
2. Medical information. Please complete the given form in case of allergies or use of specific medication.

If anything changes during the school year, please notify us both in the Parnassys Ouderportaal (the Parent Portal) and the Social Schools app!

Availability teachers

Parents who wish to ask questions or discuss matters with the teacher are always welcome. If you would like a meeting, you can make an appointment with the teacher after 2pm, or send a message via Social Schools.

Teachers can't be reached during school hours. All the time and attention will be focused on the children. After school hours teachers will read your message, though sometimes they just lack time that day.

Principal, Jolein Orelia and Intern Begeleider (IB), Rian van Beers are available during school hours.

Communication via Social Schools

You get almost all information via the Social Schools app. Messages to all school members, like the Ganzebloemnieuws, as class or individual messages (gesprekken). You can start an individual conversation with the teachers or principal. Please send a message to both teachers, so both will be informed. The teacher who works that specific day will read your message.

In the app you can report your child sick or absent. You can also request a leave in the app. Make sure you do the request 3 weeks in advance.

The Social Schools app is a closed environment. You only get access after an invite from school. Only parents of your child's group are getting the same pictures and information from the teachers.

More information can be found www.socialschools.nl/school-app/

Parents' meetings

For the parents of children in groups 1-2, there is an opportunity to discuss progress and other topics in the parent/teacher meetings, held 3 or 4 times a year.

At the start of the school year, in the second week of school, there is a 'parent meeting'. During this conversation, the parents tell us about their child.

There are parent meetings in November where the social and emotional development is discussed.

In March, we discuss the progress on the goals in Mijn Kleutergroep, our system to track the child's development. In June there are optional parent meetings for the children of group 1.. The children of group 2 receive their first report card and parents will be invited to a final parent meeting.

Parent meetings practical

Via Social School you will be able to plan your parent meeting. In Het Ganzebloemnieuws we will inform you about the moment you can register for your teacher-parent meeting.

Parent meetings for children in the LAT-klas, group 7 and group 8 will be planned by the teacher. You are expected to attend at the given time. These parent meetings are held between 14.30 - 18.00.

In case of multiple children, you are expected to plan at least one meeting time between 2 conversations. Parent meetings are planned for only 10 or 15 minutes. We prefer live meetings.

And last but not least, we would like to request you to leave your children at home during the parent meeting. Often they need your time or we have to clean up afterwards.

Bicycles and scooters.

If your child comes to school on a bicycle or a scooter, it should be parked in the designated bicycle shed. It is not allowed to cycle on the playground with the bicycle.

Head lice

As you are probably aware, head lice is a common problem in schools. We try to keep this to a minimum by asking you as parents to check your child(ren) at the end of every holiday.

Whenever you discover head lice, please let us know. We will inform all parents that head lice have been detected in the classroom.

When head lice have been discovered, daily combing with a special comb for 2 weeks is very important and gives an effective result. More good tips can be found at <https://www.rivm.nl/vragen-en-antwoorden-over-hoofdluis>.

Holiday schedule and important dates.

On our website or in the Social Schools Agenda you can find the holiday schedule and important dates (such as study days, Holidays and parents' evenings) in the calendar.

Participation council and parent council.

De Ganzebloem has a **participation council, medezeggenschapsraad (MR)** that deals with issues surrounding school policy, such as the budget, the formation and the use of parental contributions. The MR's powers of action, rights and duties are described in the [MR regulations](#).

The Ganzebloem also has a very active parents' council, Ouderraad (OR). A member of the Parents' Council is usually present at the MR meetings, so that the MR and the Parents' Council can keep abreast of each other's work.

As you can see, as a MR member you get a good insight into the functioning of the school, but you can also look further into the functioning of school group Het Nut Geldrop.

The meetings of the Participation Council are open to the public and are held at school. If there are any matters you wish to raise or any suggestions for the MR, please send an e-mail to mrgb@geldrophetnut.nl.

The **Parents' Council, ouderraad (OR)** is an active group of parents and one representative of the management that meets once every 6 weeks.

The aim of the Parents' Council is to discuss and think about school organisational matters, and decide on the spending of the parental contribution. It also acts as a sounding board for the parents.

The OR has a representative who supervises the collection and spending of the parental contribution and there is direct contact with the Participation Council (MR) and various committees.

Approximately two weeks after each meeting, the minutes are placed on the website.

If you have great ideas, criticism or other suggestions, please feel free to contact one of the OR members or send an e-mail to the OR: orgb@geldrophetnut.nl.

Parking

At both sides of the school are parking lots. When they are all taken, please park your car in the neighborhood according to the common traffic regulations. You can't park at the yellow curbs. We want all children to cross the streets safely.

Safety around school

If you live within walking or cycling distance of school, we would appreciate it if you came to school on foot or by bike.

Take your time when dropping your child off. That way everyone arrives at school relaxed, which is a great start to the day.

Our neighbors will be grateful if you keep their driveways clear.

Let's watch over the safety around school together.

Come and watch (KEK)

All children perform on stage a few times a year in the so-called KEK (Kom Eens Kijken). They show their parents (and fellow schoolmates) what they have been working on during the past period. They can put on plays for example, recite verses and sing songs.

The dates for the KEK can be found on the calendar in Social Schools.

Reporting sick or absent

If your child is ill, please inform us before 8.20am.

You can report your child sick or absent via the Social Schools app - Administration - Report absence

In case of contagious diseases, we urge you to inform your own teacher and the school management.

This is in the interest of all other children, teachers and parents. Much information on contagious diseases and the protocols to be followed can be found on the GGD website: <https://www.ggdbzo.nl/> - infectious diseases.

Group 1/2

Teachers group 1/2

groep 1/2 A



juf Carina

c.bottram@geldrophetnut.nl

Work days: monday till wednesday

&



juf Annelie

a.nijhoff@geldrophetnut.nl

Work days: thursday, friday

groep 1/2B



juf Ellen

e.verdaasdonk@geldrophetnut.nl

Work days: monday, tuesday, friday

&



juf Demi

d.vandevoort@geldrophetnut.nl

Work days: wednesday, tuesday

groep 1/2C



juf Jessica
j.jones@geldrophetnut.nl

Work days: monday, tuesday
wednesday, thursday



& juf Demi
d.vandevoort@geldrophetnut.nl

Work days: friday

A healthy snack - the fruit break

At around 10.00 we have a short break in the classroom. This break lasts 15 minutes.

For this break, please bring drinks and preferably fruit or vegetables to school. Please do not give your child too much. If your child would like to eat the fruit/vegetables in pieces, please give them a container. We don't mind cutting up fruit, but peeling or cutting it into small pieces just takes too much time. Please label fruit bowls, cups/packets and lunch boxes with your child's name. We do not recommend cups and sachets with a straw, simply because they are not practical to use.

Teachersday

Every school year all teachers celebrate their birthdays together. The way they will do that, will be a surprise.

School clothing

The children often play outdoors or on the floor, and regularly work with paint and glue. We recommend that your children wear comfortable clothing that can withstand rough handling.

It's really helping us, when a child is able to close their own jackets and put on their own shoes. When you buy new clothes or shoes, ask them to try it.

"Kring" (sitting in a circle)

Children may talk about the experiences of the previous day(s). Children often find it more fun and easier if they can tell their story accompanied with a photo. If you mail us the picture, we will show it on our IWB.

Learning to read

At a certain point, children like to start working with letters. This is great fun for them, so try not to influence it, and let it develop naturally. If you want to tell them what the letters are called, try to make the sounds of the letters instead of naming them. Example: for the letter 'p' do not say "pee", but "puh". To the letter 'm' we do not say "em" but "mmm".

Lunch

During lunch the teacher is in the classroom to help. Please provide a healthy lunch, without sweets. What is not eaten is put back in the lunch box. Please give your child what he/she can (and wants to) eat within 30 minutes.

The lunch box and drinking cup are taken home at the end of the day.

Keeping your non-compulsory child at home for a day

Your child is subjected to many different impressions, and sometimes this can be too much. You can then choose to keep your child at home for a day. Sometimes the teacher will suggest this, but always in consultation with each other, parents and teacher.

Parent help

We have various activities where we would greatly appreciate your help as a parent. Every year in autumn we have an **apple morning/afternoon** and around Easter an **egg morning/afternoon**. Around holidays we would also like help with **reading, crafts or computer lessons of exercise**. Of course, grandparents are also more than welcome to help out. You will receive a message via the Social School app in time to ask for help.

Via Social Schools you will be asked for help.

Exercise and gym

To move is very important for children of this age. We have a playroom where the children do gymnastics at least four days a week. In addition to the play and movement lessons, the children can also play freely on climbing and clambering materials.

Please provide your child with suitable indoor sneakers, preferably with Velcro straps.

The sneakers remain at school and are kept in a crate. Please **label** the sneakers with your child's **name**.

The start - getting acquainted

Your child's appointed teacher will contact you a few weeks before the child's 4th birthday. Upon consultation, an appointment is made for your child to come and get used to the new group, and to get to know the teacher.

This concerns 5 half-days that are mutually agreed upon consultation with you and, if applicable, with De Hobbit. It is important to let your child get used to the daily rhythm of school.

Kick-off interview

Approximately 6 weeks after the start of primary school, you will receive an invitation from the teacher to attend a preliminary interview. In this meeting, the first impressions of you as a parent and the teacher about the well-being of the child are discussed.

Subject teacher

At school we have a subject teacher for physical education. Weekly Rick Michiels will teach the children in our special PE-room.

Birthdays

You are, of course, very welcome to attend. The time at which your child's birthday is celebrated is determined in consultation with you. Children who join the nursery still celebrate their 4th birthday at the playgroup/day-care centre.

The first birthday we celebrate is your child's 5th birthday. Please discuss with your child's teacher when you can celebrate your child's birthday.

We would also like to ask you the following:

- Before handing out treats, ask your child's teacher if there are any allergic children in the class.
- Do not give out lollypops, hard candy, toys etc.
- Keep the treat small (one thing)
- Beware of dye

WC

We assume that your child is toilet-trained and can go to the toilet independently. In case of an occasional accident we are happy to help. If your child has difficulties with this function, we will contact you to find a solution.

If your child has regular accidents, it would be nice to have a spare set of clothes in their own bag. Underwear, trousers etc. borrowed from school should be washed and returned to school as soon as possible.

And finally...

With this booklet, we have tried to give you as complete a picture as possible of all the practical matters at the start of your child's schooling. If you have any questions or suggestions, the teachers of the primary school would like to hear from you.

You are welcome to contact your child's own teacher, the coordinator of the primary school Ellen Verdaasdonk or the director Jolein Orelie, j.orelio@geldrophetnut.nl.

We wish your child a pleasant school day.

Teachers of the primary school

Carina Bottram

Annelie Nijhoff-Bloks

Jessica Jones

Demi van de Voort

Ellen Verdaasdonk